

# Sweep Tables

A playful collection of coffee tables.

Sweep Coffee Tables combine organic form with charming function and add a joyful dose of colour to an office, café, airport lounge, or anywhere in between.



## Core Features

Circular, square, or rectangular tabletops in Oak or Walnut veneer or White or Black Melamine Faced Medium-Density Fibreboard (MFMDF).  
16 different frame colours.  
10-year warranty.

Designed by NaughtOne



## Sizes

All dimensions quoted are rounded to the nearest 5 mm or nearest 1/2 inch



NOSWP550S

Sweep 550 Square Coffee Table  
w550 d550  
h350 (mm)  
weight 9.4 kg  
w21.5 d21.5  
h14 (in)  
weight 20.7 lb



NOSWP650D

Sweep 650 Circular Coffee Table  
w650 d600  
h350 (mm)  
weight 9.4 kg  
w25.5 d23.5  
h14 (in)  
weight 20.7 lb



NOSWP750S

Sweep 750 Square Coffee Table  
w750 d750  
h350 (mm)  
weight 15.4 kg  
w29.5 d29.5  
h14 (in)  
weight 34 lb



NOSWP850D


Sweep 850 Circular Coffee Table  
w850 d800  
h350 (mm)  
weight 14.8 kg  
w33.5 d31.5  
h14 (in)  
weight 32.6 lb



NOSWP955R

Sweep 900 x 550 Rectangular Coffee Table  
w900 d550  
h350 (mm)  
weight 13.1 kg  
w35.5 d21.5  
h14 (in)  
weight 28.9 lb

## Top Options




Black / White MFMDf with matching edge

Oak veneer with matching edge

Walnut veneer with matching edge

## Top Options



Black / white powder coated frame

NaughtOne RAL powder coated frame

## NaughtOne RAL Palette



## Testing

### Structural Testing Certifications

NOSWP850D

Sweep 850 Circular Coffee Table  
BS EN 15372:2016, Level 1  
Static Load 120 kg

NOSWP955R

Sweep 900 x 550 Rectangular Coffee Table  
BS EN 15372:2016, Level 1  
Static Load 120 kg

ENTIRE COLLECTION

ANSI / BIFMA X5.5 (2021)  
Desks and Tables

## 10 year warranty

Our decade-long warranty is proof of our commitment to robust engineering and durable design, built on our belief that long-lasting products are essential to sustainable business practice.

## Product Sustainability Statement

The Sweep Coffee Table is available in a range of sizes and finishes but for the purpose of this document we have a specific example from the range: Sweep 900 x 550 Rectangular Coffee Table with oak veneer top.

All figures use UK-based industrial manufacturing data. The kg CO<sub>2</sub>e calculations are based on the cradle-to-gate phases of a Life Cycle Assessment at NaughtOne's factory in Elland, UK.

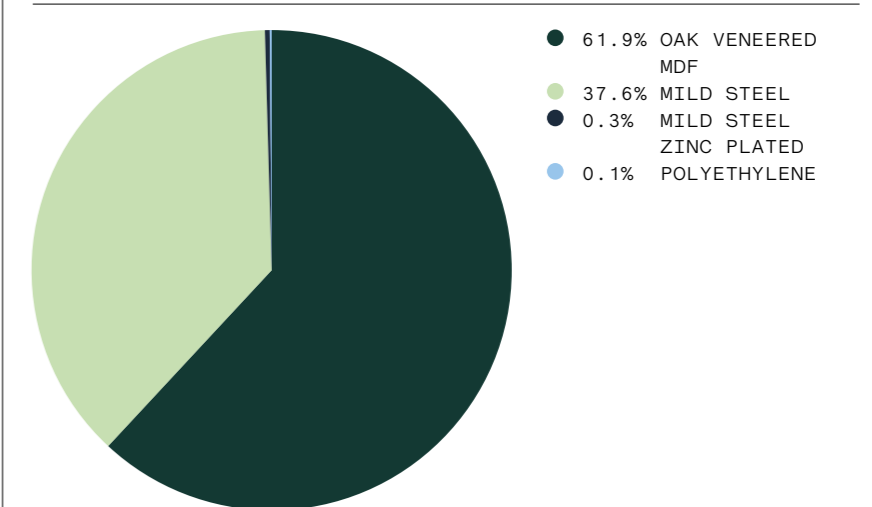
### Recyclable Content



### Recycled Content



### Material Percentage Split



### Environmental Attributes

- NaughtOne is FISP and ISO14001 certified
- FSC® certified products available upon request (FSC® C028824)
- 13.1 kg total weight
- 38.1% Recyclable (base and fixings)
- 61.9% Reusable (top)
- 38.6% Recycled content (base and fixings)
- SCS Indoor Advantage™ Gold ANSI / BIFMA Furniture Emissions Standard (M7.1 / X7.1-2011 R2016) and ANSI / BIFMA e-3-2014e (Credits 7.6.1, 7.6.2, 7.6.3)

These attributes can help you to achieve criteria towards LEED, BREEAM, Ska and WELL building certifications.

### Life Cycle Assessment

Category	Emissions (kg CO <sub>2</sub> e)
Raw materials	19.53
Energy consumption	0.42
Waste	0.09
Upstream transportation	1.13
CRADLE TO GATE	21.17