

# Dalby Table

A timeless table for every occasion.

The Dalby Table brings a feeling of warmth and elegance to any interior with its solid wood form, slender profile, and refined angles.



## Core Features

Range of table top options.  
Solid oak or walnut base.  
Optional power integration.  
10-year warranty.




























Designed by NaughtOne

Enquire about this product at  
[www.naughtone.com](http://www.naughtone.com)



## Sizes

All dimensions quoted are rounded to the nearest 5 mm or nearest 1/2 inch


 <b>DAL650DL</b> Dalby 650 Circular Coffee Table dia650 h350 (mm) dia25.5 h14 (in)	 <b>DAL650SL</b> Dalby 650 Square Coffee Table w650 d650 h350 (mm) w25.5 d25.5 h14 (in)	 <b>DAL850DL</b> Dalby 850 Circular Coffee Table dia850 h350 (mm) dia33.5 h14 (in)	 <b>DAL850SL</b> Dalby 850 Square Coffee Table w850 d850 h350 (mm) w33.5 d33.5 h14 (in)	 <b>DAL11X55</b> Dalby Rectangular Coffee Table w1100 d550 h350 (mm) w43.5 d21.5 h14 (in)	 <b>DAL350D</b> Dalby 350 Circular Side Table dia350 h550 (mm) dia14 h21.5 (in)	 <b>DAL350S</b> Dalby 350 Square Side Table w350 d350 h550 (mm) w14 d14 h21.5 (in)	
 <b>DAL650S</b> Dalby 650 Square Cafe Table w650 d650 h750 (mm) w25.5 d25.5 h29.5 (in)	 <b>DAL850D</b> Dalby 850 Circular Cafe Table dia850 h750 (mm) dia33.5 h29.5 (in)	 <b>DAL850S</b> Dalby 850 Square Cafe Table w850 d850 h750 (mm) w33.5 d33.5 h29.5 (in)	 <b>DAL12DIA</b> Dalby 1200 Circular Table dia1200 h750 (mm) dia47.5 h29.5 (in)	 <b>DAL14DIA</b> Dalby 1400 Circular Table dia1400 h750 (mm) dia55 h29.5 (in)	 <b>DAL16DIA</b> Dalby 1600 Circular Table dia1600 h750 (mm) dia63 h29.5 (in)		
 <b>DAL16X8</b> Dalby 1600x800 Table w1600 d800 h750 (mm) w63 d31.5 h29.5 (in)	 <b>DAL18X8</b> Dalby 1800x800 Table w1800 d800 h750 (mm) w71 d31.5 h29.5 (in)	 <b>DAL20X9</b> Dalby 2000x900 Table w2000 d900 h750 (mm) w79 d35.5 h29.5 (in)	 <b>DAL22X9</b> Dalby 2200x900 Table w2200 d900 h750 (mm) w87 d35.5 h29.5 (in)	 <b>DAL24X10</b> Dalby 2400x1000 Table w2400 d1000 h750 (mm) w94.5 d39.5 h29.5 (in)	 <b>DAL24X12</b> Dalby 2400x1200 Table w2400 d1200 h750 (mm) w94.5 d47.5 h29.5 (in)	 <b>DAL28X12</b> Dalby 6 Leg Table 2800 w2800 d1200 h750 (mm) w110 d47.5 h29.5 (in)	 <b>DAL32X12</b> Dalby 6 Leg Table 3200 w3200 d1200 h750 (mm) w126 d47.5 h29.5 (in)
 <b>DAL16BH</b> Dalby Bar Height Table 1600 w1600 d800 h1000 (mm) w63 d31.5 h39.5 (in)	 <b>DAL18BH</b> Dalby Bar Height Table 1800 w1800 d800 h1000 (mm) w71 d31.5 h39.5 (in)	 <b>DAL20BH</b> Dalby Bar Height Table 2000 w2000 d900 h1000 (mm) w79 d35.5 h39.5 (in)	 <b>DAL22BH</b> Dalby Bar Height Table 2200 w2200 d900 h1000 (mm) w87 d35.5 h39.5 (in)	 <b>DAL28BH</b> Dalby 6 Leg Bar Height Table 2800 w2800 d1200 h1000 (mm) w110 d47.5 h39.5 (in)	 <b>DAL32BH</b> Dalby 6 Leg Bar Height Table 3200 w3200 d1200 h1000 (mm) w126 d47.5 h39.5 (in)		

## Top Options



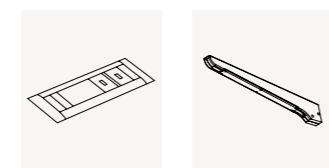
White/Black MFMDf with matching edge | White / black MFMDf with reverse chamfer edge | Oak veneer with reverse chamfer edge | Walnut veneer with reverse chamfer edge | Forbo lino with reverse chamfer edge

## Base Options



Solid oak legs | Solid walnut legs

## Other Options See price list for details



Power and data | Managed cable leg

## Testing

### Structural Testing Certifications

DAL850DL  
Dalby 850 Circular Coffee Table  
BS EN 15372:2016, Level 1  
Static Load 120 kg

## Product Sustainability Statement

The Dalby Table is available in a range of sizes and finishes but for the purpose of this document we have a specific example from the range: Dalby Table 1600x800 with white MFMDf top.

All figures use UK-based industrial manufacturing data. The kg CO<sub>2</sub>e calculations are based on the cradle-to-gate phases of a Life Cycle Assessment at NaughtOne's factory in Elland, UK.

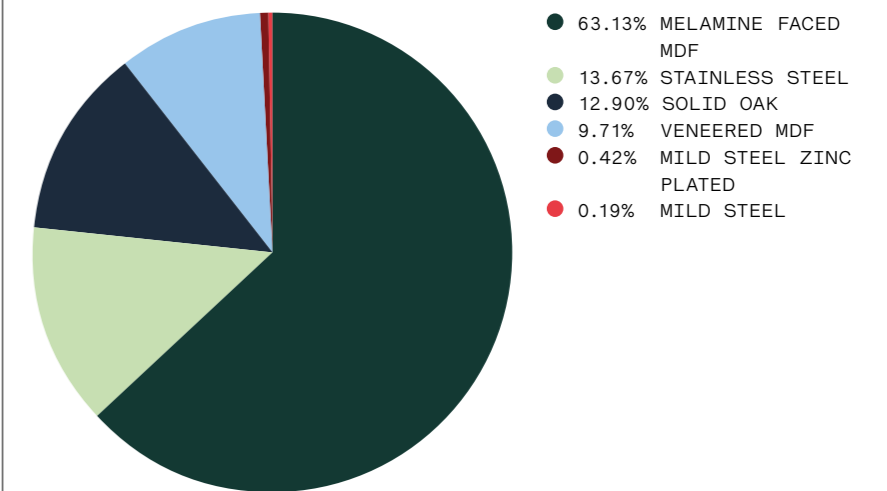
### Recyclable Content



### Recycled Content



### Material Percentage Split



### Environmental Attributes

- NaughtOne is FISP and ISO14001 certified
- FSC® certified products available upon request (FSC® C028824)
- 39.85 kg total weight
- 14.3% Recyclable (top plates and fixings)
- 85.7% Reusable (top, legs and brackets)
- 26.83% Recycled Content (brackets, fixings and beams)
- SCS Indoor Advantage™ Gold ANSI / BIFMA Furniture Emissions Standard (M7.1 / X7.1-2011 R2021) and ANSI / BIFMA e-3-2019 (Credits 7.6.1, 7.6.2, 7.6.3)

These attributes can help you to achieve criteria towards LEED, BREEAM, Ska and WELL building certifications.

### Life Cycle Assessment

Category	Emissions (kg CO <sub>2</sub> e)
Raw materials	68.4
Energy consumption	0.53
Waste	0.09
Upstream transportation	0.28
CRADLE TO GATE	69.3

## 10 year warranty

Our decade-long warranty is proof of our commitment to robust engineering and durable design, built on our belief that long-lasting products are essential to sustainable business practice.