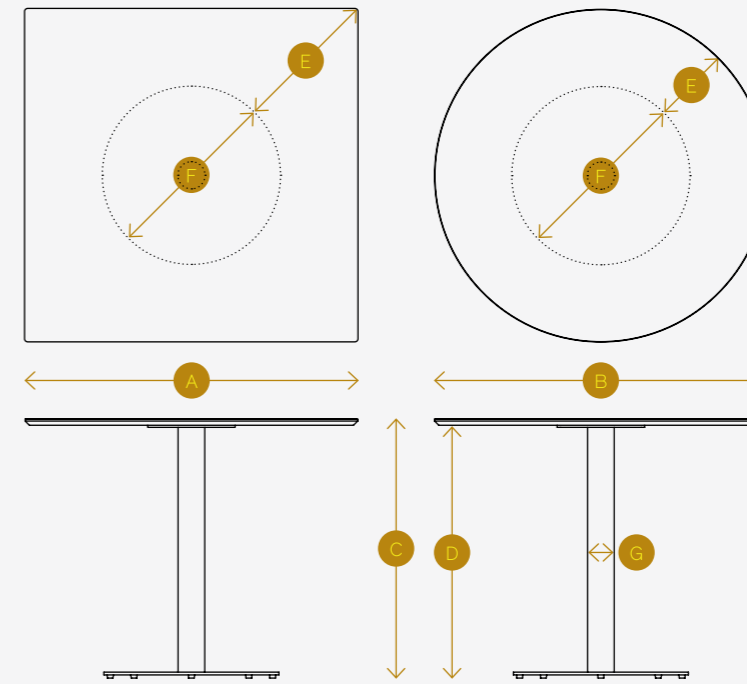


Measuring guide










Tier



| PRODUCT CODE<br>DESCRIPTION                   | A<br>WIDTH | B<br>DEPTH | C<br>HEIGHT | D<br>FLOOR TO<br>UNDERSIDE<br>OF TOP | E<br>OVERHANG<br>OF TOP AT<br>WIDEST POINT | F<br>SPRAY OF<br>BASE AT<br>WIDEST POINT | G<br>INTERNAL<br>CLEARANCE<br>ABOVE STEM | H<br>WEIGHT | I<br>CAD |
|---|------------|------------|-------------|--------------------------------------|--|--|--|-------------|----------|
| NOTIE3600D<br>Tier 600 Circular<br>Cafe Table | 600 mm     | 600 mm     | 740 mm      | 715 mm                               | 75 mm                                      | 450 mm                                   | -  | 21.7 kg     |          |
| NOTIE3600S<br>Tier 600 Square Cafe<br>Table   | 600 mm     | 600 mm     | 740 mm      | 715 mm                               | 200 mm                                     | 450 mm                                   | -  | 23.6 kg     |          |
| NOTIE3750D<br>Tier 750 Circular<br>Cafe Table | 750 mm     | 750 mm     | 740 mm      | 715 mm                               | 100 mm                                     | 550 mm                                   | 665 mm                                   | 28.5 kg     |          |
| NOTIE3750S<br>Tier 750 Square Cafe<br>Table   | 750 mm     | 750 mm     | 740 mm      | 715 mm                               | 255 mm                                     | 550 mm                                   | 665 mm                                   | 31.4 kg     |          |

Continued...

Continued  
Tier

| PRODUCT CODE<br>DESCRIPTION                         | A<br>WIDTH | B<br>DEPTH | C<br>HEIGHT | D<br>FLOOR TO<br>UNDERSIDE<br>OF TOP | E<br>OVERHANG<br>OF TOP AT<br>WIDEST POINT | F<br>SPLAY OF<br>BASE AT<br>WIDEST POINT | G<br>INTERNAL<br>CLEARANCE<br>ABOVE STEM | H<br>WEIGHT | I<br>CAD  |
|---|------------|------------|-------------|--------------------------------------|--|--|--|-------------|---|
| NOTIE3900D<br>Tier 900 Circular<br>Cafe Table       | 900 mm     | 900 mm     | 740 mm      | 715 mm                               | 175 mm                                     | 550 mm                                   | 665 mm                                   | 32.9 kg     |    |
| NOTIE3900S<br>Tier 900 Square Cafe<br>Table         | 900 mm     | 900 mm     | 740 mm      | 715 mm                               | 360 mm                                     | 550 mm                                   | 665 mm                                   | 37 kg       |    |
| NOTIE10500D<br>Tier 1050 Circular<br>Cafe Table     | 1050 mm    | 1050 mm    | 740 mm      | 715 mm                               | 200 mm                                     | 650 mm                                   | 990 mm                                   | 51.8 kg     |  |
| NOTIE10500S<br>Tier 1050 Square Cafe<br>Table       | 1050 mm    | 1050 mm    | 740 mm      | 715 mm                               | 415 mm                                     | 650 mm                                   | 990 mm                                   | 57.4 kg     |  |
| NOTIE12000D<br>Tier 1200 Circular<br>Cafe Table     | 1200 mm    | 1200 mm    | 740 mm      | 715 mm                               | 6.2 kg                                     | 650 mm                                   | 990 mm                                   | 57.7 kg     |  |
| NOTIE12000S<br>Tier 1200 Square Cafe<br>Table       | 1200 mm    | 1200 mm    | 740 mm      | 715 mm                               | 6.2 kg                                     | 650 mm                                   | 990 mm                                   | 64.8 kg     |  |
| NOTIE15000D<br>Tier 1500 Circular<br>Cafe Table     | 1500 mm    | 1500 mm    | 740 mm      | 715 mm                               | 6.2 kg                                     | 650 mm                                   | 990 mm                                   | 69.2 kg     |  |
| NOTIE6000D<br>Tier 600 Circular Bar<br>Height Table | 600 mm     | 600 mm     | 1050 mm     | 1025 mm                              | 50 mm                                      | 500 mm                                   | -  | 24.8 kg     |  |
| NOTIE6000S<br>Tier 600 Square Bar<br>Height Table   | 600 mm     | 600 mm     | 1050 mm     | 1025 mm                              | 175 mm                                     | 500 mm                                   | -  | 26.7 kg     |  |